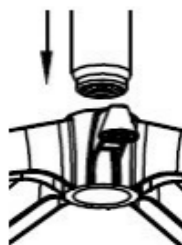


①

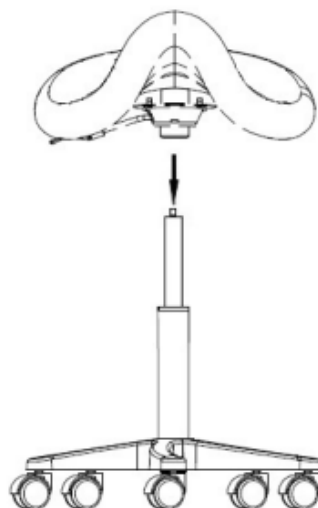


②

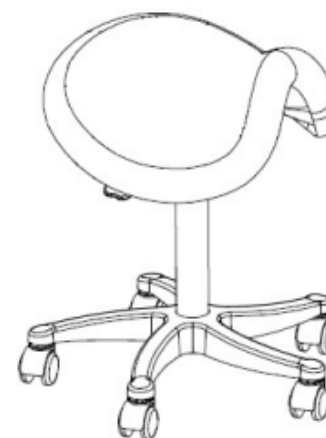


③

Fix the seat to the
gas lift

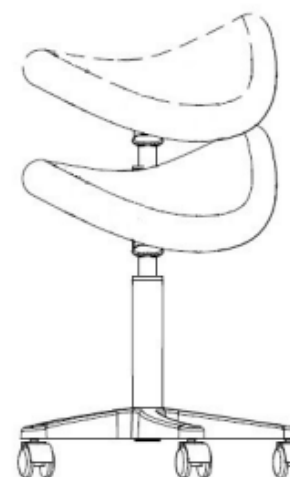


FINISHED



ADJUSTMENTS:

Seat height



Both models (Vena HZ-6010E and Ceti HZ-6009E) have the same
assembly process.

*The only difference between them is the shape of the seat.